

# Light Bar-LS

High Lumen

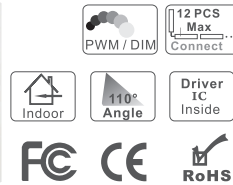
High Power LED Light Bar with Eco-friendly and Small Footprint



Constant current driver IC inside



Ultra thin heat-sink and patented connecting design



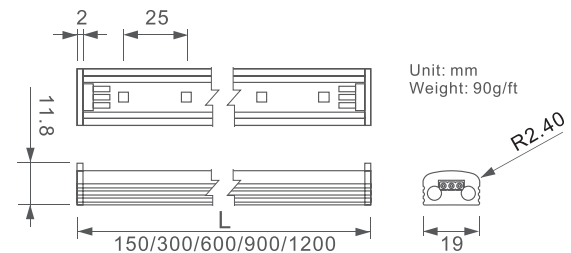
## Features

- » Patented modular design
- » Extendable, maximum 12pcs (30cm) per channel
- » No dark zones and seamless connection
- » Built-in LED driver for stable and uniform light output
- » Built-in dimming circuit for brightness control
- » No-polarity design, free of wrongly installation
- » No UV/IR, low heat and long lifetime
- » Lengths: 15, 30, 60, 90 and 120cm available
- » CE and RoHS certified

## Applications

- » Cabinet, Undercabinet, Bookshelf, Cupboard, Showcase, Cove lighting, etc.

## Dimensions



## Specifications

Model No.	LED Color	Color Temp	Operating Voltage	Length	Total Power	Flux <sup>*(±15%)</sup>	Viewing Angle
GL-L4011A	Cool White	5000~6300K	24V DC	15cm	1.65 W	95~125 lm	110°
GL-L4011B	Warm White	2600~3000K				68~90 lm	
GL-L4031A	Cool White	5000~6300K	24V DC	30cm	3.3 W	190~250 lm	110°
GL-L4031B	Warm White	2600~3000K				135~180 lm	
GL-L4061A	Cool White	5000~6300K	24V DC	60cm	6.6 W	380~500 lm	110°
GL-L4061B	Warm White	2600~3000K				270~360 lm	
GL-L4091A	Cool White	5000~6300K	24V DC	90cm	9.9 W	570~750 lm	110°
GL-L4091B	Warm White	2600~3000K				405~540 lm	
GL-L4121A	Cool White	5000~6300K	24V DC	120cm	13.2 W	760~1000 lm	110°
GL-L4121B	Warm White	2600~3000K				540~720 lm	

\*12V DC input available

## Accessories


No	Model	Description
1	LS-PP	LightBar seamless type connector
2	LS-PLP-L25	25 cm connection cable between LightBar
	LS-PLP-L50	50 cm connection cable between LightBar
	LS-PLP-L100	100 cm connection cable between LightBar
	LS-PLP-L150	150 cm connection cable between LightBar
3	LS-PLP-UJ	U-shape jumper between LightBar
4	LS-PL-L30	30 cm power line for LightBar
5	LS-PL-L50RA	50 cm right angel power line for LightBar
	LS-PL-L183RA	183 cm right angel power line for LightBar
6	LS-M1	Flat type mounting clip (including screw)
7	LS-DCC4000	Dimmer Box (4 channels)

## Illustrations for connection

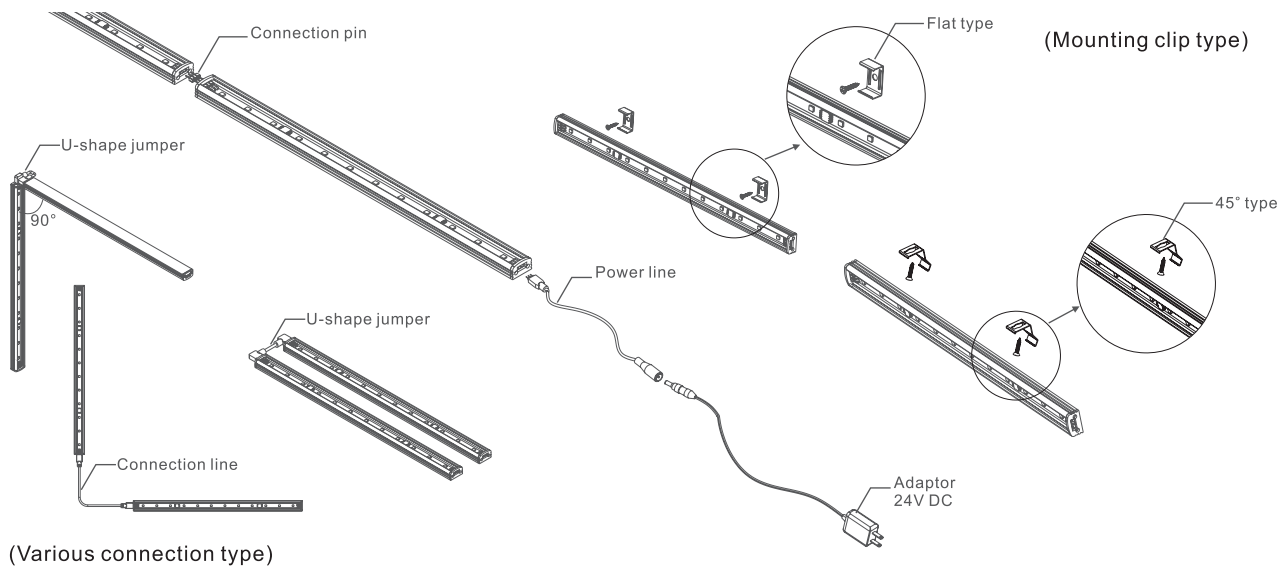
(A) Seamless type



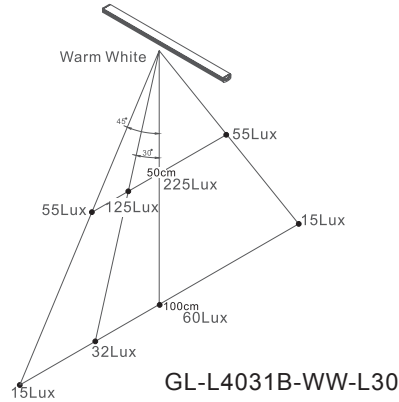
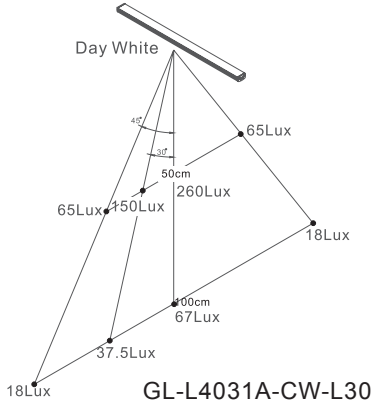
(B) Cable type



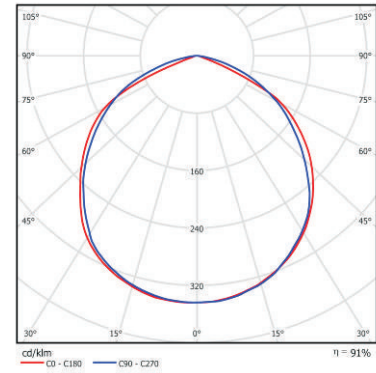
## Installation Guide



**■ Illumination chart**



**■ Illuminance Distribution**



**■ Adaptor**

No	Model No.*	Type	Plug Type	Output(W)	Input(V)	Output(V/Imax)
1	GP-AS024N-24-US	Wallmount	US	24Watt	100~240VAC	24VDC/1.0A
2	GP-AS024N-24-EU	Wallmount	Euro	24Watt	100~240VAC	24VDC/1.0A
3	GP-AS060N-24-US	Desktop	US	60Watt	100~240VAC	24VDC/2.5A
4	GP-AS060N-24-EU	Desktop	Euro	60Watt	100~240VAC	24VDC/2.5A
5	GP-ES320P-24	Enclosure	N/A	320Watt	100~240VAC	24VDC/13A

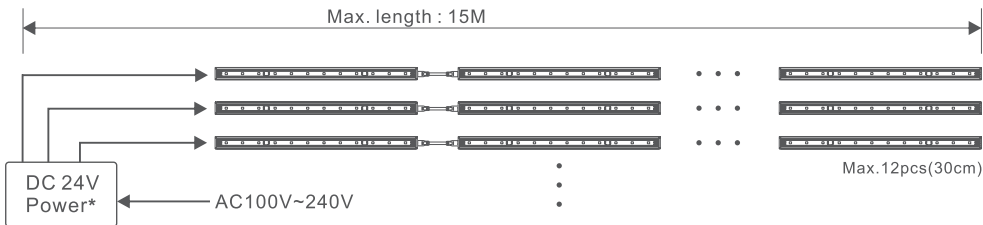
\* Each model may have more than one vendor to supply equivalent product



## Single channel Application



## Multiple channel Application



\*DC 24V power selection guide: Total wattage > (LightBar total wattage) \* 1.3

## Dimming Application

No	Model No.	Description
1	LS-DCC4000	4 channels dimmer for LightBar (Max. 12pcs(30cm)/ch, total 48pcs.

LS-DCC4000

