

LED BR30 Series



GlacialTech has unique products in **BR30** series **LED bulbs**. It uses high power LED including **6 W & 9 W** LED light source series products. It can replace traditional BR halogen lamp with excellent features like long lifetime (min. 20,000 hrs), high luminous efficacy and reduces environmental pollution. The bulbs can use standard E26/E27 socket to conveniently replaces traditional light source and suitable for use 100-240V AC. The bulbs are used for spotlight, accent light and local lighting.

GlacialTech 的 **BR30** 系列使用高亮度 LED，其中包含 **6 W** 與 **9 W** 之系列產品可代替傳統鹵素燈，並具備比傳統燈泡更優良的特性如：使用壽命長(高於 20,000 小時)、高發光效能並具備環保節能特性，燈座可安裝於 E26/E27 之傳統標準規格並適用於 100~240V AC 電壓，主要使用於投光燈、裝飾燈與一般室內照明。

➤ Features 特性

- For indoor use only 室內照明專用
- Direct replacement for any halogen bulbs and CFL 可取代傳統鹵素燈與節能燈泡
- Power factor > 0.9 for 115V AC; Power factor > 0.8 for 230V AC
功率因素 > 0.9 (115V AC) ; 功率因素 > 0.8 (230V AC)
- High power driver efficiency > 80% 電源轉換效率 > 80%
- High luminous efficacy LED 高發光效能 LED
- NO UV or IR radiation 無紫外線與紅外線傷害
- Meet safety standards: EN60968, EN61347-1+EN61347-2-13, EN55015+EN61000-3-2 class C, EN60825-1, FCC Part 18, UL1993
符合歐盟安規及北美安規標準： EN60968、EN61347-1+EN61347-2-13、EN55015+EN61000-3-2 class C、EN60825-1、FCC Part 18、UL1993
- Cool light prevents heat buildup and associated heat degeneration 低溫光可減少環境溫度的上昇
- Energy saving and environment friendly 具環保節能效益

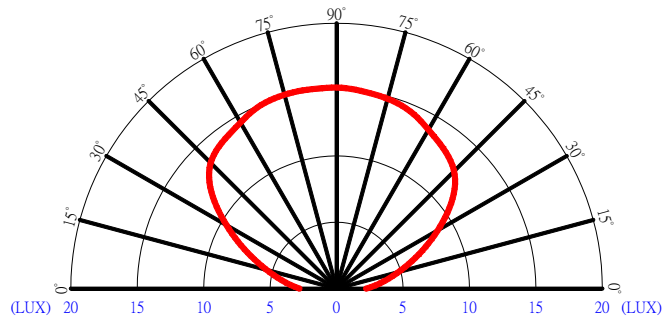
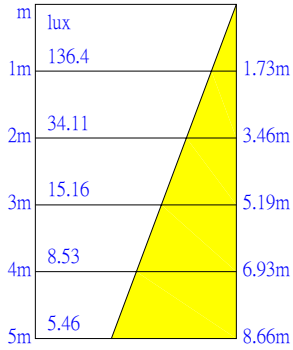


➤ Specifications 產品規格

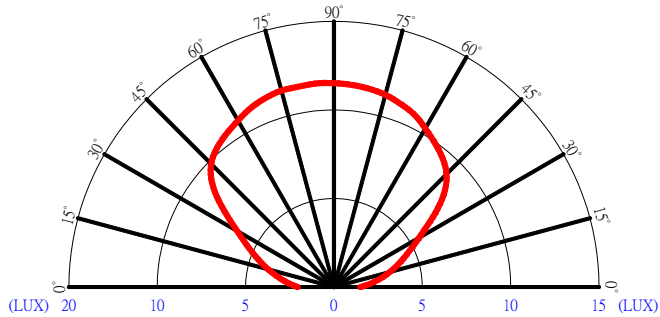
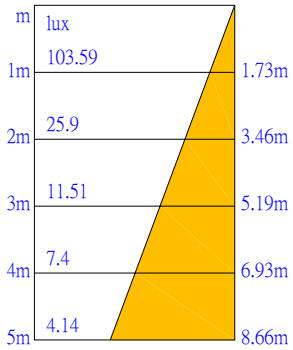
| Model No. 型號 | GL-BR30-6WW | GL-BR30-6CW | GL-BR30-9WW | GL-BR30-9CW |
|--|---|-------------|-------------|-------------|
| CCT (Typical) 色溫 | 3000 K | 6000 K | 3000 K | 6000 K |
| Typical Power Consumption 消耗瓦數 | 7.2 W | | 10.4 W | |
| Luminous Flux (lm) 光通量 (流明) | 270 lm | 360 lm | 400 lm | 540 lm |
| Input Voltage 輸入電壓 | 100-240V AC | | | |
| Socket Base 適用燈座型號 | E26 / E27 | | | |
| Operation Temp. Range 操作溫度 | -20°C ~ +40°C | | | |
| Typical Luminous Efficacy 發光效能(流明/瓦) | 38 lm/W | 50 lm/W | 39 lm/W | 52 lm/W |
| CRI 演色性 | > 80 | > 75 | > 80 | > 75 |
| Beam Angle 光束角 | 120°/ 60° (Optional) / 30° (Optional) | | | |
| Warranty 保固期 | 3 Years | | | |
| Applications 應用 | Architectural Lighting/ Cabinet Lighting/ Commercial Lighting/ Landscape Lighting/ Spot Lighting/ Accent Lighting/ Hallway Lighting 建築與室內裝潢/ 玄關走廊/ 商業空間/ 園藝造景/ 裝飾燈/ 投光燈 | | | |
| Outline Dim. 外觀尺寸(公厘) | Φ 98*125 (mm) | | | |
| Net. Weight 淨重(公斤) | 0.25 (Kgs) | | | |
| Package 包裝方式 | 24 Boxes / Carton | | | |
| Box Dimension/ Weight 盒裝尺寸(公厘)/重量(公斤) | L=116*115*156 (mm) / 0.35 (Kgs) | | | |

➤ **Candle Power Distribution Curve (6 W / 3 M) 配光曲線圖**

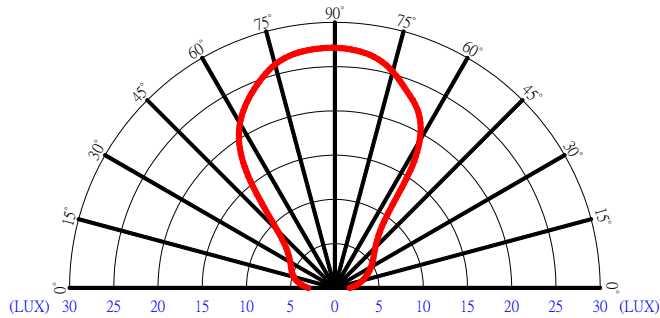
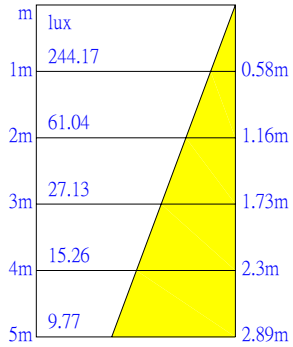
BR30-06W-CW 120° ∅ m



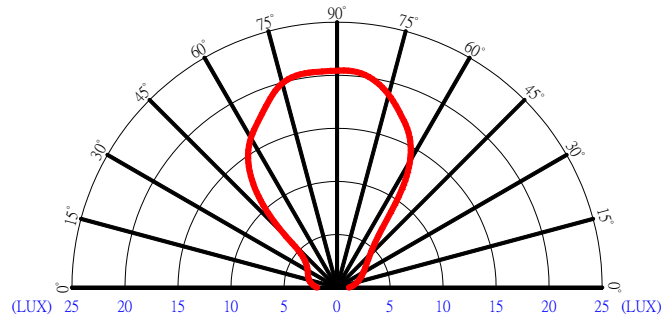
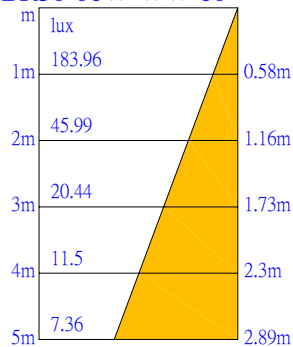
BR30-06W-WW 120° ∅ m



BR30-06W-CW 60° ∅ m

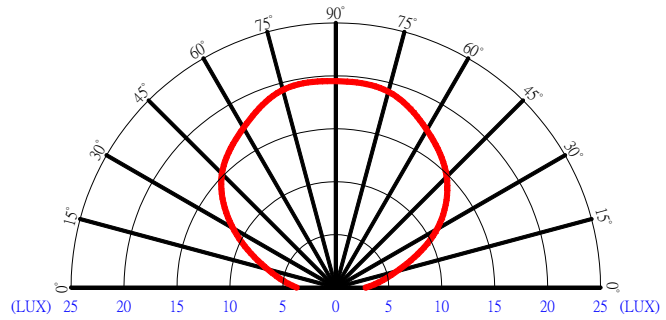
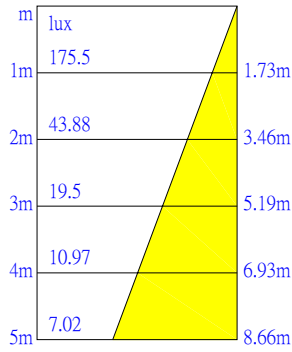


BR30-06W-WW 60° ∅ m

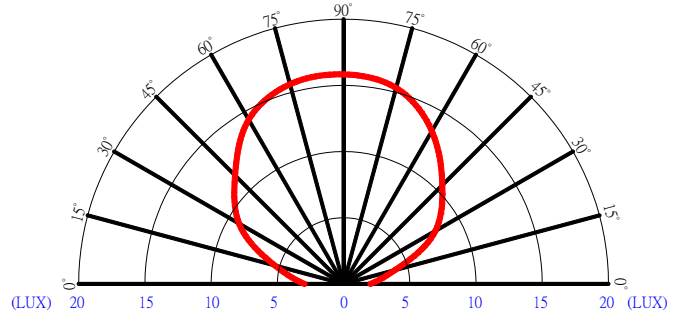
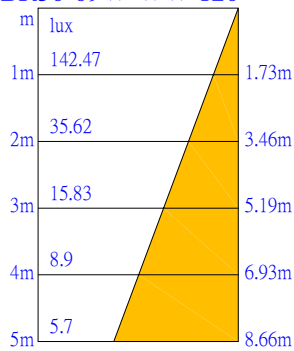


➤ Candle Power Distribution Curve (9 W / 3 M) 配光曲線圖

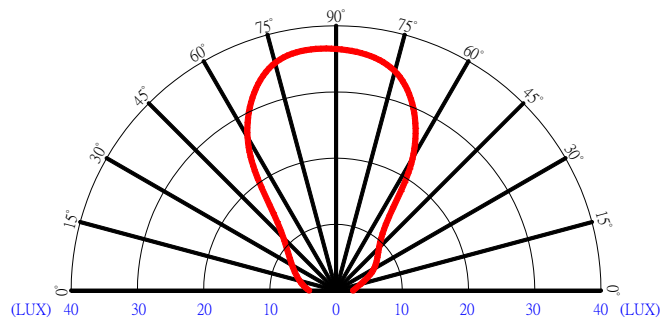
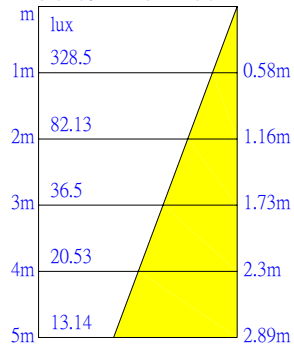
BR30-09W-CW 120° ∅ m



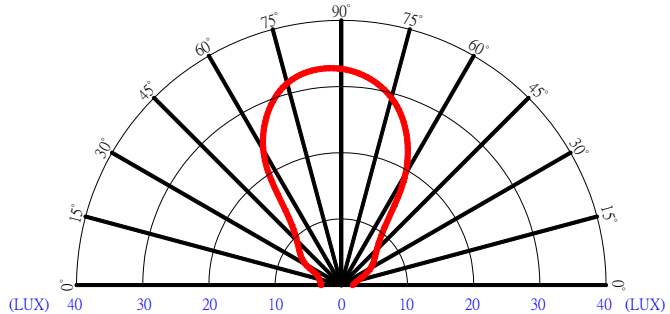
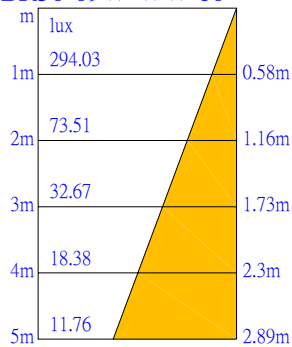
BR30-09W-WW 120° ∅ m



BR30-09W-CW 60° ∅ m

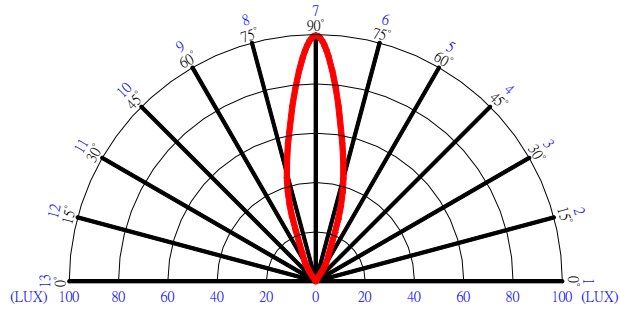
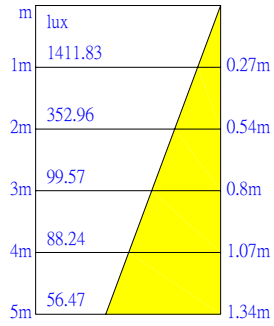


BR30-09W-WW 60° ∅ m

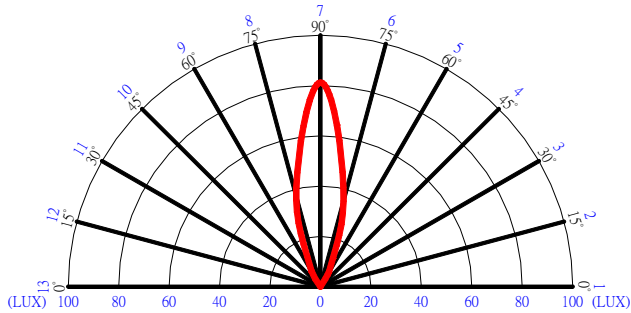
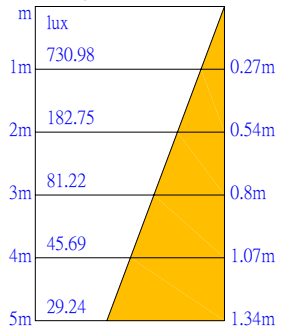


➤ **Candle Power Distribution Curve (9 W /30°/ 3 M) 配光曲線圖**

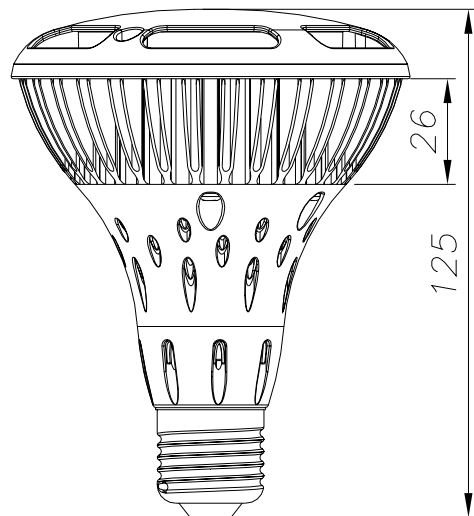
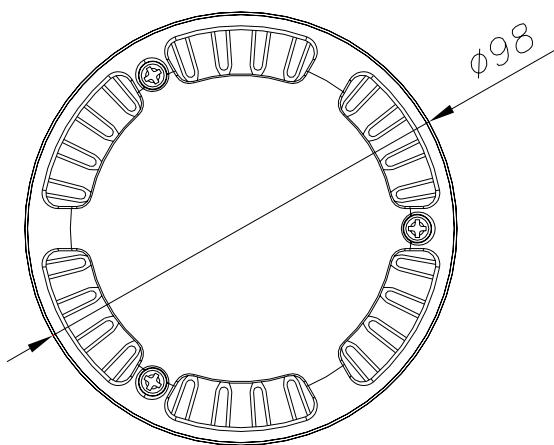
BR30-09W-CW 30° \varnothing m



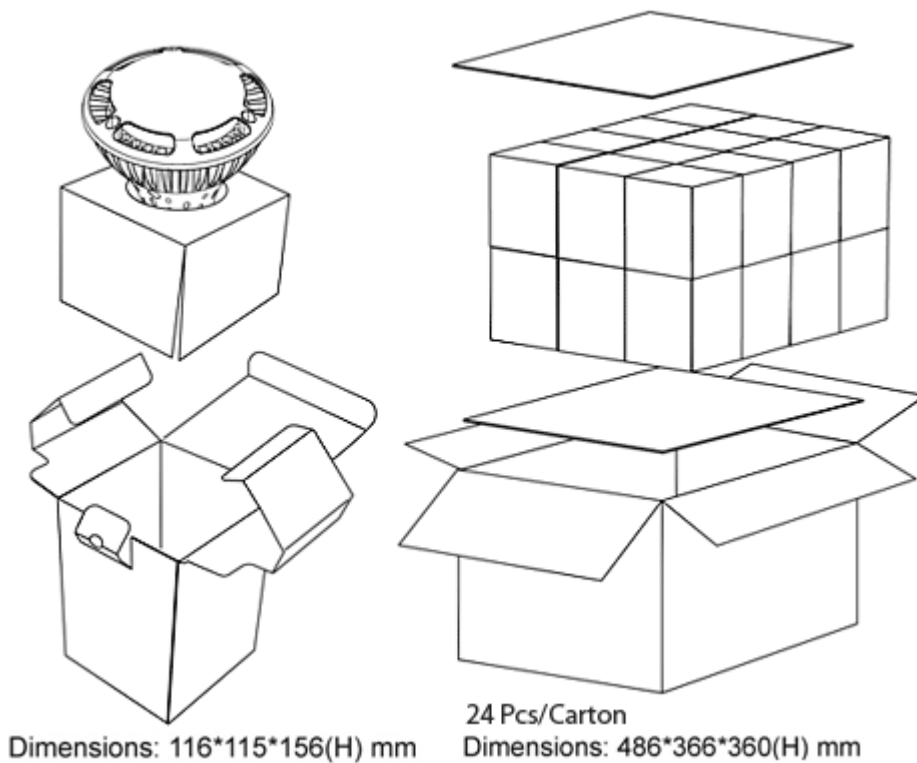
BR30-09W-WW 30° \varnothing m



➤ **Dimensions 尺寸**



➤ **Package 包裝方式**



➤ **Energy Saving & CO₂ Reduction Comparison Table 節能減碳比較表**

| Item 項目 | GL-BR30-9CW (6000 K) | CFL | Halogen Bulbs |
|---|-------------------------|-----------|------------------|
| Life Time 壽命(小時) | 20,000 hrs | 6,000 hrs | 3,000 hrs |
| Typical Power Consumption 消耗瓦數(=A) | 10.4 W | 23 W | 60 W |
| Typical Power Consumption per year 每年消耗瓦數(12hrx365day/KWh)*A=B | 45.55 KW | 100.74 KW | 262.8 KW |
| CO ₂ Quantity (Kgs/year) 每年CO ₂ 排放量 (公斤) (0.637*B=D) | 30 Kgs | 65 Kgs | 170 Kgs |
| Energy Saving Rate 與節能燈泡相比之省電率 (Compare with CFL) | 55% | | |
| Energy Saving Rate 與鹵素燈泡相比之省電率 (Compare with Halogen Bulbs) | 83% | | |

 CO₂ calculation reference IPCC guide=0.637 CO₂/KWh (Taiwan)