


GL-LightBar Accessories

What can you select?



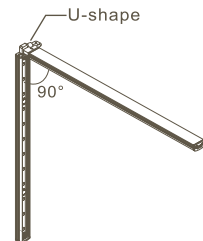

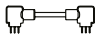
How to use them?

(A) Connection Cable & Joint

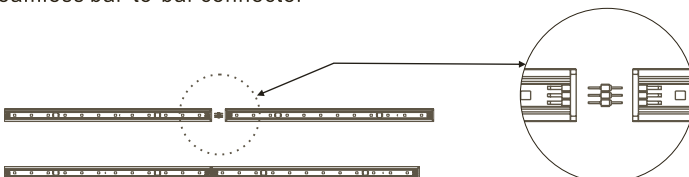
PLP: Medium range bar-to-bar connection cable



PLP-UJ: Compact bar-to-bar connection cable



PP: Seamless bar-to-bar connector



■ (A) Connection Cable (cont.)

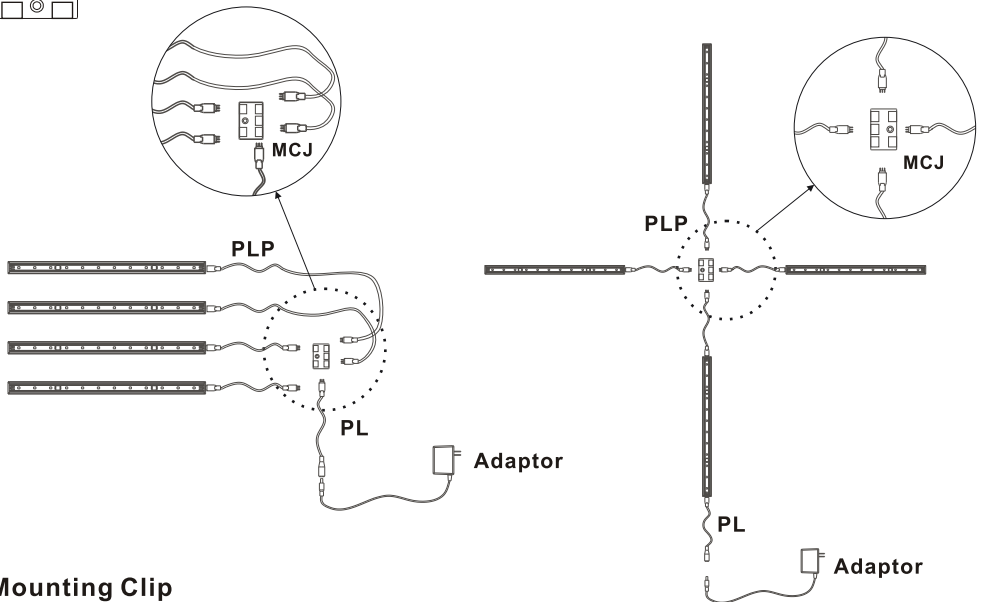
PPJ: Cable-to-cable extension joint



PLP-FM: For extension joint

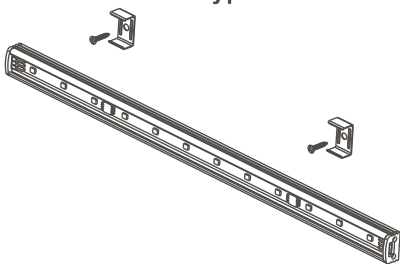


MCJ: Multiple cable-to-cable extension joint

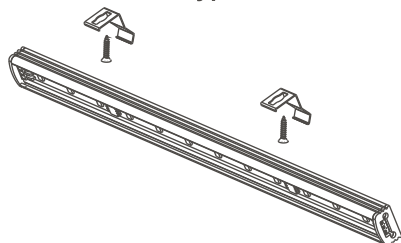


■ (B) Mounting Clip

Flat type



45° type



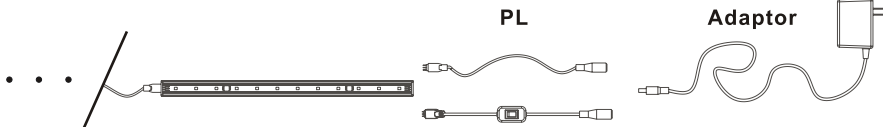
GL-LightBar Accessories

■ (C) Power Line (PL) & Power Supply

PL: Bar-to-adaptor connection cable



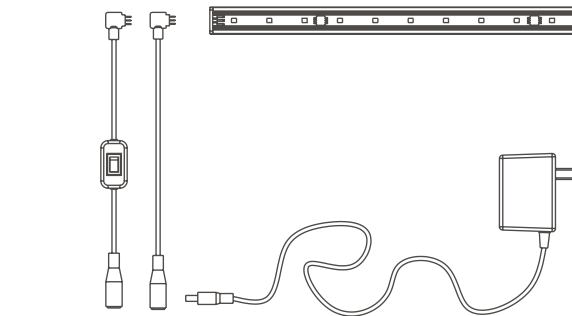
PL-SW: Bar-to-adaptor connection cable with inline switch



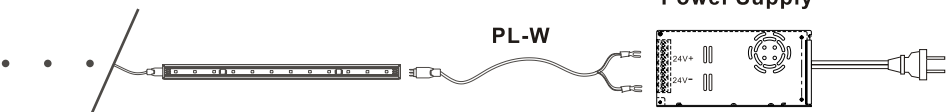
PL-RA: Bar-to-adaptor connection cable (Right angel pin-plug)



PL-RASW: Bar-to-adaptor connection cable with inline switch (Right angel pin-plug)



PL-W: Bar-to-power connection wire (With 2-wire out)



GL-LightBar Accessories

■ (D) Dimmer

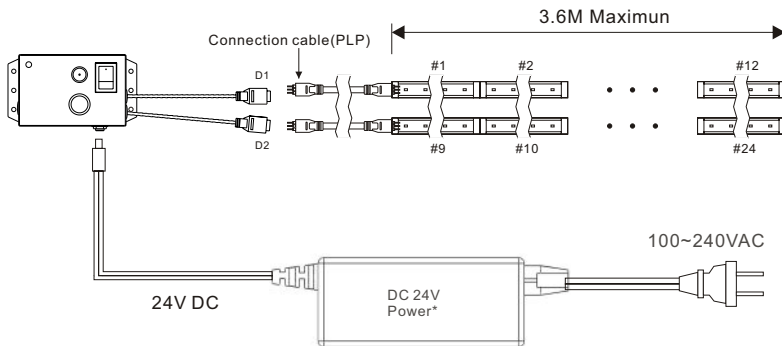
LS-DCC2000



LS-DCC4000



LS-DCC2000 : Proprietary dimming controller for LightBar (2 channels)
(Max.40W per channel)



*DC 24V power selection guide: Total wattage > (LightBar total wattage) * 1.3

LS-DCC4000 : Proprietary dimming controller for LightBar(4 channels)
(Max.40W per channel)

